

IEDA (ANDALUSIAN ONLINE EDUCATION INSTITUTE)

Challenges in Online Learning



Presentation



Classroom



Study habits



Evaluation



Graduation

FIVE STEPS



Challenge: closing the distance between teacher and student

What's one of the biggest problems in an online course?
 Trying to avoid that feeling of being alone, unsupported,
 isolated behind the computer screen.

At the IEEDA, we try to solve this problem in the following



Solution

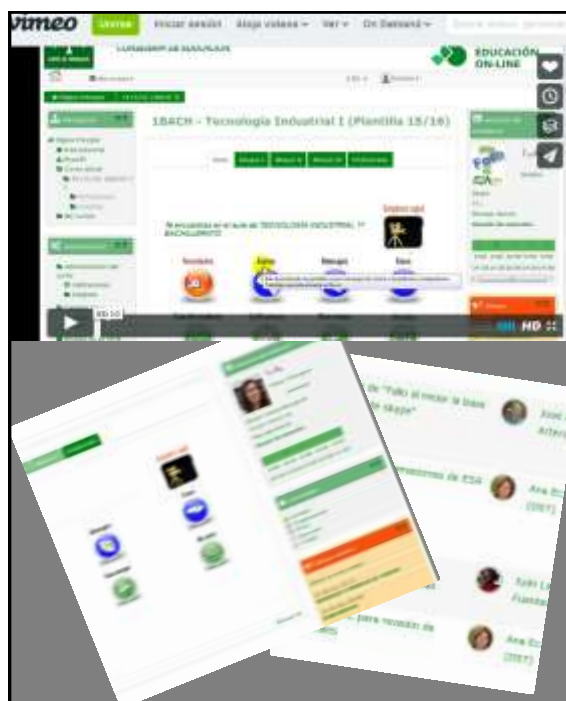
Presentation:

- Physical presentation:
 At the beginning of the academic year, we send teachers to our 8 provinces to introduce themselves to students and answer all their questions



Challenge: helping the student find their way round the classroom

Almost none of our students have experience in online learning. In addition, many are in their 40s and 50s, with little or no experience with computers, and the use of video and audio recording. Their experience of school was very regimented (and old-fashioned). The result is that they can feel overwhelmed by the online environment.




Solution

The platform is a Moodle, which allows a variety of functions.

We start by inviting the pupils to introduce themselves in a forum and update their profile to include photo and hobbies.

This helps break the ice - it's good to know you aren't the only one who is lost!



Challenge: how to get the students to study effectively

Many, if not most, have a background of educational failure so it is vital for them to feel they are progressing.

For some, especially in a subject like English, there is a danger they may take the easy way out and copy....

And if they find the going tough, they may just drop out altogether.



Solution

Using Moodle, we can visualise at any one time who hasn't started yet, who hasn't visited the platform or sent a task recently- the pupils at risk of dropping out of the course. Here we use personalised Instant mass Messages - and the telephone!

We create and use our own materials, which are online, under Creative Commons licence and completely open. [CREA \(resources\)](#).

The materials are created using Eye-



Solution

Each term, we ask pupils to complete a series of tasks, to be sent in for correction. This allows teachers to evaluate the pupils' comprehension and assimilation of key concepts.

We give personalised feedback to the students about their task. For many,

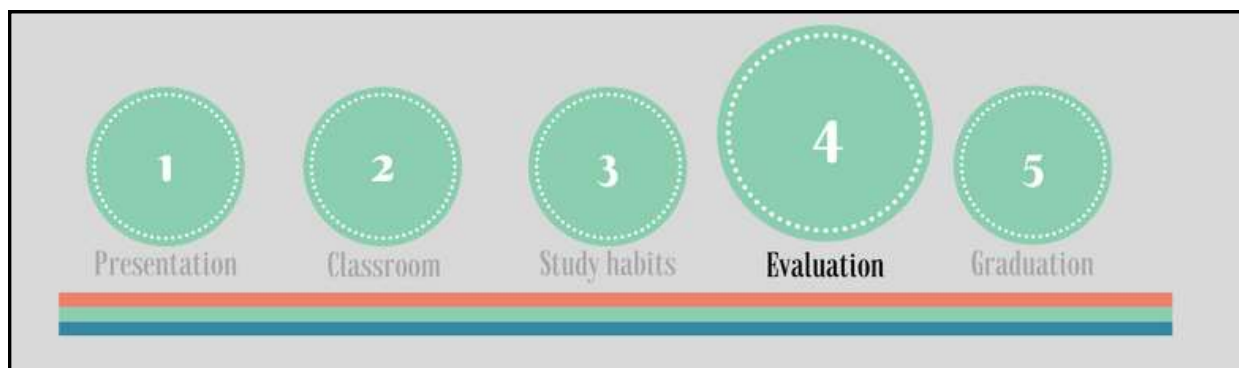


Solution

Where possible, we use tasks which allow the pupils to express themselves individually in video (using their own mobile phones), or in audio (audacity or Vocaroo).

That way we know it's really them behind the computer screen.

And for the writing, we have



Challenge: how to organise exams to check pupils really have learned

- More than 4,000 students have to take an exam, 3 times a year, and around 80 teachers must travel all over the region to invigilate the exams.
- What a mess ! ?



Solution

- First, students sign up using Moodle so we can print off copies for them.
- Teams of teachers fan out to the 8 provinces.
- Students spend a whole day doing exams.
- Teachers are able to mix with students and get to know them a bit.
- At a glance we can see if



Presentation



Classroom



Study habits



Evaluation



Graduation

Challenge: how to graduate and get the certificate

Once our students pass their exams, they get an official certificate.

That's 100s per year.

Solution

They can apply for their certificate online.



**Thank you for
your attention.
See you soon in
SEVILLE !**